

FIBER OPTIC
SOLUTIONS TO 100 GBPS


Hittite
MICROWAVE PRODUCTS
FROM ANALOG DEVICES

FIBER OPTIC COMMUNICATIONS


Having built a strong reputation for technical innovation and product quality, **Hittite Microwave** has developed a broad portfolio of fiber optic and networking products. Our products meet the demanding requirements of high-speed communication and test applications.

Table of Contents

Active Bias Controller	4
Broadband Time Delay	6
Clock & Timing ICs	8
Crosspoint Switch	10
High Speed Logic	12
Optical Modulator Driver	14
Signal Conditioner	16
Transimpedance Amplifier	18
Worldwide Sales	Back Cover

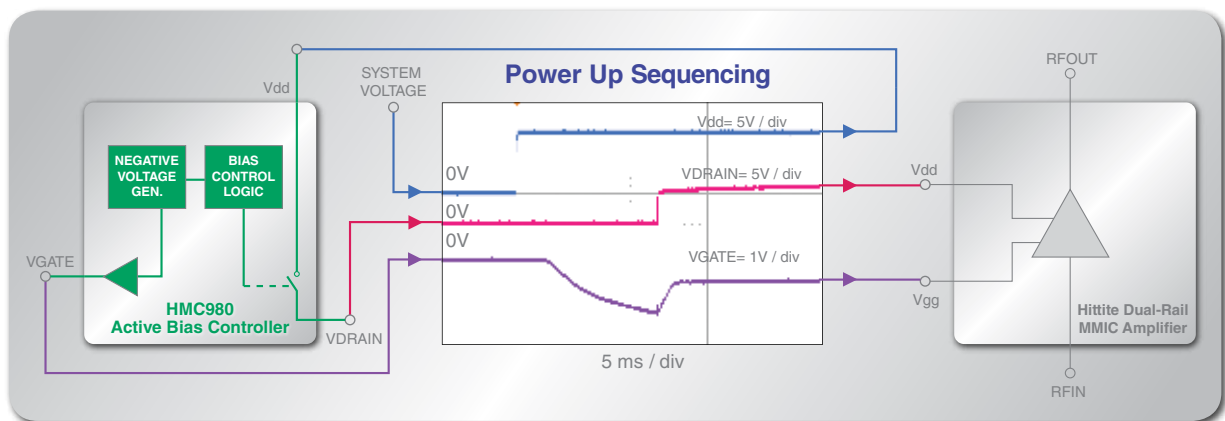


ACTIVE BIAS CONTROLLER



HMC980 High Current, Accepts +5.0 to +16.5V Supply Range

- Automatic gate voltage adjustment – *No calibration required*
- Ideal for both enhancement and depletion mode devices
- Able to sink or source up to 4 mA of gate current
- Internal negative voltage generation
- Over/Under current alarm with built-in hysteresis



Part Number	Supply Range (V)	Function	VDRAIN Range (V)	IDRAIN Bias Current (mA)	IGATE Drive Current (mA)	VGATE Range (V)	Over/Under IDRAIN Current Alarm	Package
HMC920LP5E	5 to 16.5	Active Bias Controller	3 to 15	0 to 500	-4 to +4	-2.5 to +2.5	Yes	LP5
HMC980	5 - 16.5	Active Bias Controller	5 - 16.5	50 - 1600	-4 to +4	-2.46 to +2.04	Yes	Chip
HMC980LP4E	5 to 16.5	Active Bias Controller	5 to 16.5	50 to 1600	-4 to +4	-2.46 to +2.04	Yes	LP4
HMC981	4 to 12	Active Bias Controller	4 to 12	20 to 200	-0.8 to +0.8	-2.5 to +2.0	-	Chip
HMC981LP3E	4 to 12	Active Bias Controller	4 to 12	0 to 200	-0.8 to +0.8	-2.5 to +2.5	-	LP3

Optical Driver Amplifiers that benefit active bias controllers

HMC870LC5	HMC1051	HMC5850BG	HMC7150LP3DE
HMC871LC5	HMC1068	HMC6282A	HMC7282B
HMC1050	HMC1069		

**Ideal for Power Management and Control in all RF,
Microwave, Millimeterwave, and Fiber Optic applications**


ACTIVE BIAS CONTROLLER

The **HMC980** is a high current, Active Bias Controller die which is ideal for amplifier power management and control in cellular infrastructure, microwave and millimeterwave communications, fiber optic, consumer, military, space and test equipment applications.


Hittite's bias control solutions automatically adjust an amplifier's gate voltage to achieve a constant bias current over part-to-part and temperature variations. This auto-gate bias adjustment provides a significant advantage compared with discrete-based solutions since it eliminates manual calibration. Additionally, the HMC980 Active Bias Controller die offers a significant PCB area reduction by integrating negative voltage generator, automatic gate adjustment and power-up sequencing circuit blocks in a single monolithic device.

The HMC980 is designed to control amplifiers operating in Class A mode with bias currents up to 1.6 A and supply voltages from 5V to 16.5V. The HMC980 Active Bias Controller die occupies less than 3.2 mm² of circuit area, requires a minimal number of external components, and incorporates an optional current alarm feature.

For applications which require a surface mount compatible solution, the HMC980 is also available in a 4 x 4 mm QFN plastic package as the HMC980LP4E. The HMC980 and the HMC980LP4E complement Hittite's line of DC Power Management solutions which operate with bias currents up to 2 A and supplies from 3V to 16.5V.



BROADBAND TIME DELAY



- HMC911LC4B**
Continuous Adjustable Delay Range: 70 ps
- Single-ended or differential operation
 - Adjustable differential output voltage swing: up to 800 mVp-p
 - Delay control modulation BW: 1.6 GHz
 - Single supply: +3.3V

Clock Eye Diagram, 16 GHz

Time Scale: 20 ps / div
Amplitude Scale: 99.1 mV / div
Test Conditions: VCC = 3.3V, VAC = 2.6V, VDCP is varied from 2.7V to 3.3V (50% of the whole delay range)
Input Data: Single ended 400 mVp-p 16 GHz clock signal
Measurement Result: Time Delay = 37 ps

Part Number	Data / Clock Rate (Gbps/GHz)	Function	Rise/Fall (ps)	Deterministic Jitter (ps)	Differential Output Voltage Swing (Vp-p)	DC Power Consumption (mW)	VCC Power Supply (Vdc)
HMC877LC3	8 - 23	Analog Time Delay & Phase Shifter	10 / 11	0.5 - 0.95	-	627	+3.3
HMC910LC4B	32 / 24	Analog Time Delay	14 / 14	6	0.1 - 0.8	1450	+3.3
HMC911LC4B	32 / 24	Analog Time Delay	15 / 14	6	0.8	1600	+3.3
HMC856LC5	28 / 28	Digital Time Delay	20 / 18	<2	0.5 - 1.35	610	-3.3

Ideal for Synchronization of Clock & Data, Transponder Design, Serial Data Transmission, Broadband Test & Measurement, and RF ATE applications

BROADBAND TIME DELAY

The **HMC911LC4B** is a broadband time delay with 0 to 70 ps continuously adjustable delay range. The delay control is linearly monotonic with respect to the differential delay control voltage (VDCP, VDCN), and the control input has a modulation bandwidth of 1.6 GHz.

The device provides a differential output voltage with constant amplitude for single-ended or differential input voltages above the input sensitivity level, while the output voltage swing may be adjusted using the VAC control pin.

HMC911LC4B features internal temperature compensation and bias circuitry to minimize delay variations with temperature. Output pins can be connected directly to a 50 Ohm to VCC terminated system, while DC blocking capacitors must be used if the terminated system input is 50 Ohms to a DC voltage other than VCC.

The HMC911LC4B is available in RoHS-compliant 4 x 4 mm SMT package.



CLOCK & TIMING ICs

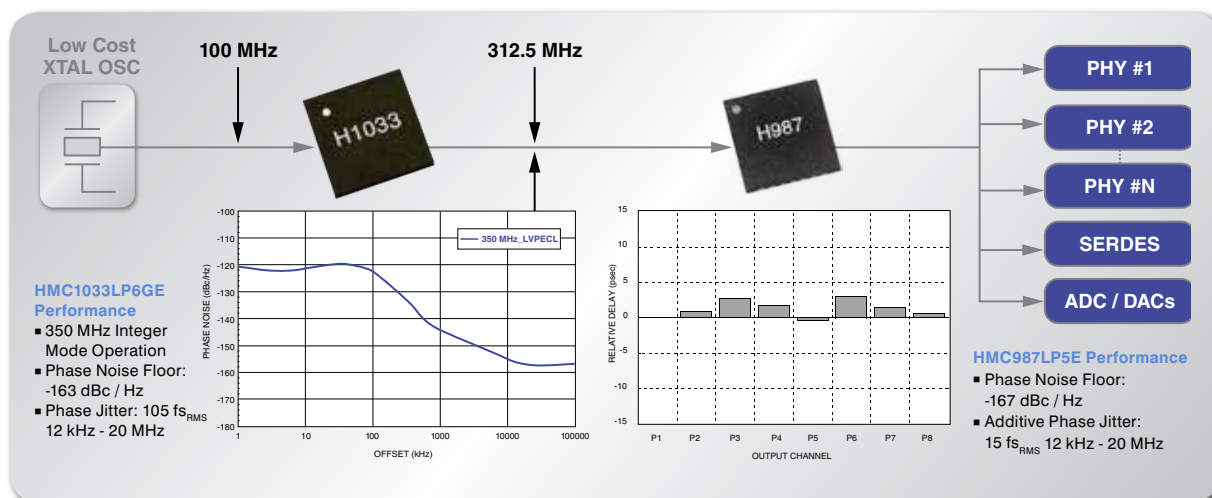


HMC1033LP6GE / HMC1035LP6GE +3.3V Clock Generators

- <98 fs RMS jitter generation, -163 dBc / Hz phase noise floor
- 160 mA total power consumption
- “Phase Noise on Demand” feature to switch between “Power Priority” and “Performance Priority” modes
- “Exact Frequency Mode” achieves 0 Hz frequency error

HMC987LP5E 1:9 Fanout Buffer, DC - 8 GHz

- Ultra low-noise floor: -167 dBc / Hz @ 622.08 MHz
- LVPECL, LVDS, CML and CMOS compatible inputs
- Ideal for ADC / DAC applications: 65 ps rise and fall time



Clock Distribution

Part Number	Max. Clock Rate (GHz)	Function	Phase Jitter (12 k - 20 MHz)	Rise/Fall Time (ps)	Channel Skew (ps)	Power Supply (V)	Package
HMC987LP5E	8	1:9 Fanout Buffer	8 fsRMS	65	3.1	3.3	LP5
HMC988LP3E	4	Clock Divider & Delay Management	13 fsRMS	90	300 - 1500 Prog. Delay	5 or 3.3	LP3

Clock Generators

Part Number	Max. Freq. (MHz)	Function	Typ. Phase Jitter (fs _{RMS})	Phase Noise Floor (dBc / Hz)	Max. Ref. Freq. (MHz)	Typ. Power Consump. (W)	Figure of Merit (Frac/Int) (dBc/Hz)	Package
HMC1031MS8E	500	Integer Mode PLL (x1, x5, x10)	Defined by VCXO	Defined by VCXO	140	0.005	-208	MS8E
HMC1033LP6GE	550	Clock Generator, +3.3V	99	-163	350	0.64	-226 / -227	LP6G
HMC1035LP6GE	2500	Clock Generator, +3.3V	97	-163	350	0.57	-226 / -227	LP6G

Ideal for Clocking ADC/DAC, SERDES, Physical Layer Devices (PHY) & FPGAs

CLOCK & TIMING

INTEGRATED CIRCUITS

The **HMC1033LP6GE** is a low-noise, wide band 3.3V clock generator IC with a fractional-N Phase Locked Loop (PLL) featuring an integrated Voltage Controlled Oscillator (VCO). The device provides differential clock outputs between 25 MHz and 550 MHz range. The low-noise Phase Detector (PD) and Delta-Sigma modulator is capable of operating at up to 100 MHz permitting wider loop-bandwidths and excellent spurious performance.

The **HMC1035LP6GE** is a low-noise, wide band 3.3V clock generator IC, with a fractional-N Phase Locked Loop (PLL) featuring an integrated Voltage Controlled Oscillator (VCO). The device provides differential clock outputs between 25 MHz and 2500 MHz range. The low-noise Phase Detector (PD) and Delta-Sigma modulator is capable of operating at up to 100 MHz permitting wider loop-bandwidths and excellent spurious performance.

The **HMC987LP5E** 1-to-9 fanout buffer is designed for low-noise clock distribution. It is intended to generate relatively square wave outputs with rise / fall times <100 ps. The low skew and jitter outputs, combined with its fast rise/fall times, leads to controllable low-noise switching of downstream circuits such as mixers, ADCs / DACs, or SERDES devices. The noise floor is particularly important in these applications, when the clock network bandwidth is wide enough to allow square wave switching. Driven at 2 GHz, outputs have a noise floor of -166 dBc / Hz, corresponding to a jitter density of 0.6 asec / rHz – or 50 fs over an 8 GHz bandwidth.

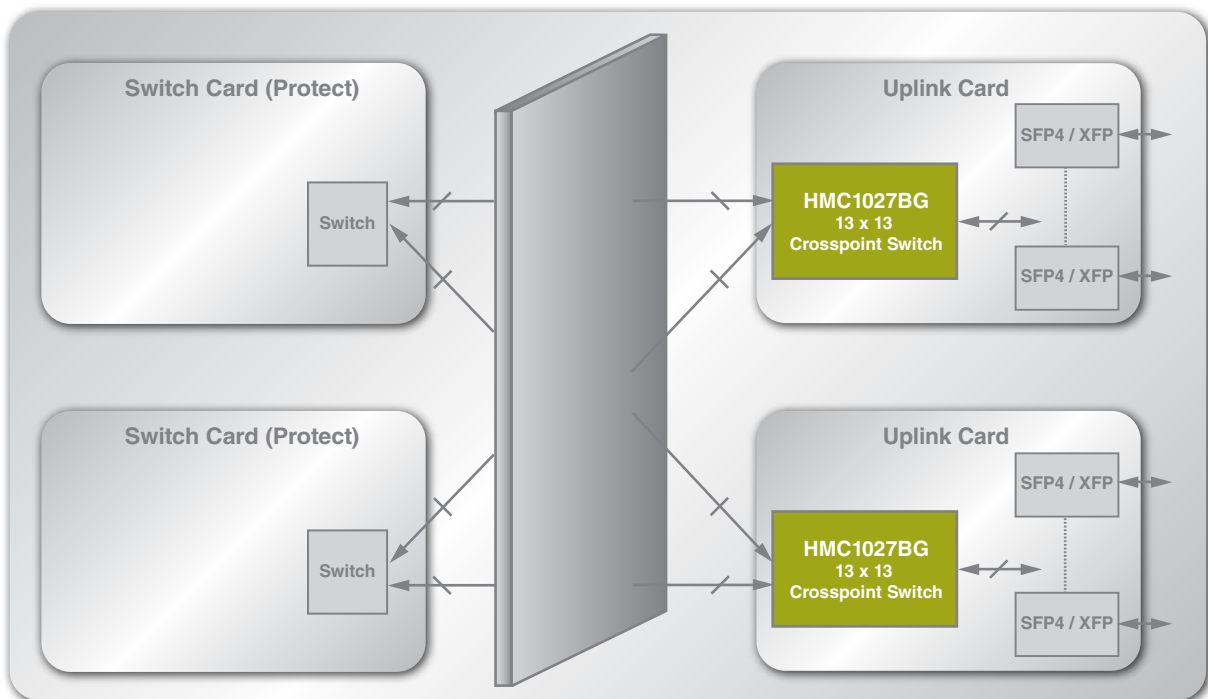


CROSSPOINT SWITCH



HMC1027BG Features

- Low power operation
 - <70 mW / channel in equalization bypass mode
 - <100 mW / channel in equalization enable mode
- Single 2.5V supply operation with ability for I / O to operate at 1.8V
- Independent input and output power down options of unused channels
- Digital control via two-wire interface



Part Number	Data Rate (Gb/s)	Function	Rise / Fall Time (ps)	Differential Output Swing (Vp-p)	DC Power Consumption / Channel (mW)	DC Power Supply (Vdc)	Package
HMC1027BG	14.2	13 x 13 Crosspoint Switch	23 / 23	0.4 - 0.8	<100	2.5V, 1.8V	BGA
HMC857LC5	14 / 14	2 x 2 Crosspoint Switch	21 / 21	0.5 - 1.2	150	-3.3	LC5

Low-Power, High Performance, Fully Programmable

CROSSPOINT SWITCH


The **HMC1027BG** is an extremely low-power, high-performance, fully programmable asynchronous 13 x 13 crosspoint switch operating with data rates up to 14.2 Gbps. It consists of a programmable input equalizer, a 13 x 13 switch, and a de-emphasis based programmable output driver. The 13 x 13 switch is fully non-blocking and it allows any input to be routed to any output, any combination of outputs, or broadcast to all outputs. The HMC1027BG performs both receive equalization (EQ) and transmit de-emphasis (DE) on all input and output channels to compensate for signal impairments due to Inter-Symbol Interference (ISI) caused by a wide variety of transmission media and channel lengths. The input equalizer can be bypassed for short links to further reduce the overall power dissipation. The 13th channel is identical to the other 12 channels and it can be used either as the 13th channel, or used for signal injection and monitoring to aid debugging during the prototyping stage.

All high-speed differential inputs and outputs of the HMC1027BG are Current Mode Logic (CML) and terminated on-chip with 50 Ohms to the positive supply, 1.8V or 2.5V, and may be DC or AC coupled. The inputs and outputs of the HMC1027BG can be operated in either single-ended or differential modes.

The low-power, high-performance and feature-rich HMC1027BG is packaged in a 169 pin and 1 mm ball pitch, 14 x 14 mm BGA package. The device uses a 2.5V core supply but the I/O can be operated at 1.8V supply to reduce the power dissipation to less than 100 mW per channel. The HMC1027BG operates over a case temperature range of -40 °C to 85 °C.



HIGH SPEED LOGIC ICs



HMC842LC4 Fan-Out Buffer

- Supports data / clock rates up to 45 Gbps / 28 GHz
- Fast rise and fall times: <12 ps
- Less than 500 fs additive RMS jitter
- Adjustable differential output voltage swing: 200 - 850 mVp-p

HMC847LC5 & HMC848LC5

- Supports data rates up to 45 Gbps
- Single-ended or differential operation
- Half-rate clock input
- Quarter-rate reference clock output
- Fast rise and fall times
- Low power consumption: <644 mW typical

Part Number	Data / Clock Rate (Gbps / GHz)	Function	Rise / Fall Time (ps)	Output Swing (Vp-p)	Package
HMC720LP3E	13 / 13	1:2 Fanout Buffer	19 / 18	0.6 - 1.1	LP3
HMC721LP3E	13 / 13	XOR / XNOR	19 / 18	0.6 - 1.2	LP3
HMC841LC4B	43 / 43	D-Type Flip-Flop	12 / 12	0.2 - 0.85	LC4B
HMC842LC4B	45 / 28	1:2 Fanout Buffer	11 / 11	0.4 - 1.2	LC4B
HMC843LC4B	45 / 25	AND / NAND / OR / NOR	10 / 10	0.2 - 0.9	LC4B
HMC844LC4B	45 / 25	XOR / XNOR	11 / 10	0.2 - 8.5	LC3C
HMC850LC3C	28 / 20	1:2 Fanout Buffer	16 / 15	0.6 - 1.1	LC3C
HMC853LC3	28 / 28	D-Type Flip-Flop	15 / 14	0.7 - 1.3	LC3C
HMC858LC4B	14 / 14	2:1 Selector	19 / 20	0.5 - 1.3	LC4B
HMC958LC5	14 / 14	4:1 Selector	17 / 17	0.5 - 1.3	LC5
HMC847LC5	45 / 22.5	4:1 Mux	11 / 12	0.25 - 0.9	LC5
HMC848LC5	45 / 22.5	1:4 Demux	25 / 21	0.3 - 1.0	LC5
HMC854LC5	28 / 14	4:1 Mux	16 / 16	0.7 - 1.25	LC5
HMC855LC5	28 / 14	1:4 Demux	22 / 22	0.45 - 1.14	LC5

Ideal for High-Speed Interface Design and Broadband Test Applications

HIGH SPEED LOGIC

INTEGRATED CIRCUITS

The **HMC842LC4B** is a 1:2 Fanout Buffer designed to support data transmission rates up to 45 Gbps. The device can also operate with clock signals up to 28 GHz. During normal operation, input data (or clock) is transferred to both output channels. Differential input and output signals of the HMC842LC4B are terminated with 50 Ohms to ground on-chip, and may be either AC or DC coupled. The outputs can be connected directly to a 50 Ohms-to-ground terminated system, while DC blocking capacitors should be used if the terminating system is 50 Ohms to a non-ground DC voltage.

The **HMC847LC5** is a 4:1 multiplexer designed for 45 Gbps data serialization. The mux latches the four differential inputs on the transition points of the input clock. The device uses both rising and falling edges of the half-rate clock to serialize the data. A quarter-rate clock output, which is synchronous to the data output of HMC847LC5, is generated on chip.

The **HMC848LC5** is a 1:4 demultiplexer designed for data deserialization up to 45 Gbps. The device uses both rising and falling edges of the half-rate clock to sample the input data in sequence, D0-D3 and latches the data onto the differential outputs. A quarter-rate clock output generated on-chip can be used to clock the data into other devices.

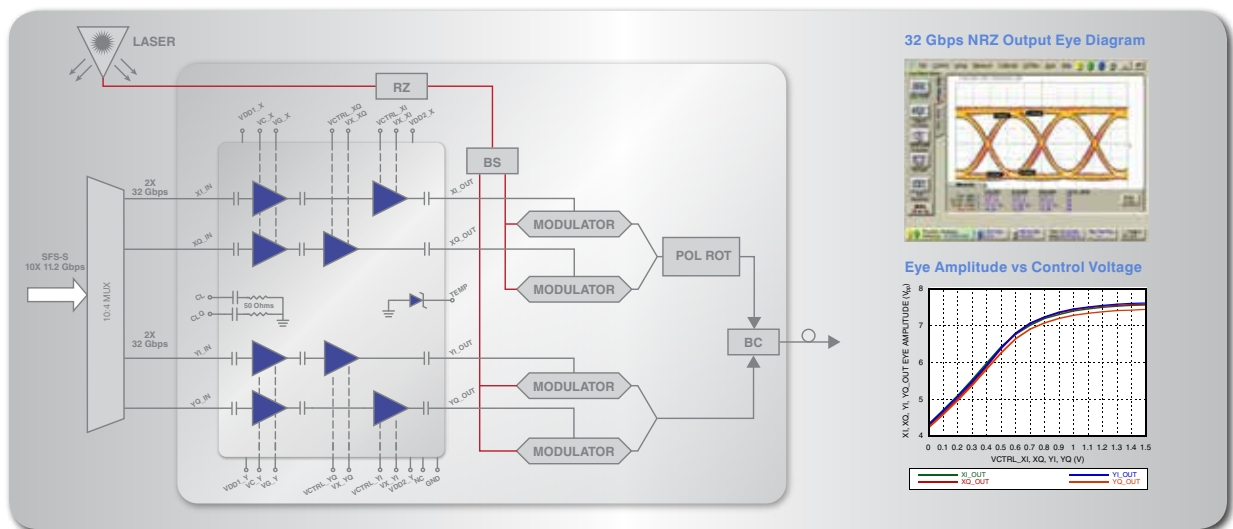


OPTICAL MODULATOR DRIVER



HMC7282B Features:

- 4.5 W power dissipation for 6.5V output voltage
- Less than 330 fs additive RMS jitter
- Fully integrated compact module with GPPO interface
- Hermetically sealed module
- Integrated temperature sensors
- Module size: 40 x 25 x 6.5 mm



Part Number	Data Rate (Gbps)	Function	Gain (dB)	Group Delay Variation (ps)	Additive Jitter (ps)	Output Voltage Max. (Vp-p)	Package
HMC7282B	32	Quad Optical Modulator Driver	26	±3	0.33	7.4	Module
HMC1068	32	32 Gbps Optical Modulator Driver, Pre-Stage	15	±5	0.3	3	Chip
HMC1069	32	32 Gbps Optical Modulator Driver	15	±5	0.3	7.5	Chip
HMC5850BG	32	8 Vp-p Optical Modulator Driver, SMT Package	29	±7	0.25	8	BGA
HMC6620BG	32	Dual Channel Optical Modulator Driver	30	±4	0.3	8	BGA
HMC6282A	28	Quad Optical Modulator Driver	26	±4	0.23	7.5	Module

Part Number	Data Rate (Gbps)	Function	Gain (dB)	Group Delay Variation (ps)	Additive Jitter (ps)	Output Voltage Max. (Vp-p)	Package
HMC7150LP3DE	28	28 Gbps EML Driver	13	±7	0.27	2.2	LP3D

Ideal for Fiber Optics Transponders and Wideband Test & Measurement

OPTICAL MODULATOR DRIVER

The **HMC7282B** is a four channel optical modulator driver amplifier module and is ideal for driving external mach-zender modulators in 100 Gbps DP-QPDK applications.

It is compliant with OIF's (Optical Interface Forum) "Integrated Polarization Multiplexed Quadrature Modulated Transmitters Implementation Agreement" and is hermetically sealed to meet stringent quality requirements of the fiber optic systems.

The device is a highly integrated connectorized module with 50 Ohm matched AC coupled RF inputs and outputs. The RF output ports are designed to withstand up to 50V DC bias voltages relative to the supply voltage in order to support varying modulator bias conditions. The supply and control voltage pins are equipped with internal de-coupling capacitors and a discrete isolated diode is incorporated in the module for temperature monitoring.

The HMC7282B can operate up to 32 Gbps and delivers up to 8 Vp-p output signal swing, exhibiting less than 0.25 psec additive jitter and ± 5 psec group delay variation.

Operating on a wide supply range from 5V to 8V, it features scalable power dissipation for varying output drive requirements. The HMC7282B consumes less than 4.5 W and 5.5 W, for 6.5 Vp-p and 7.5 Vp-p output voltage swing levels, respectively.

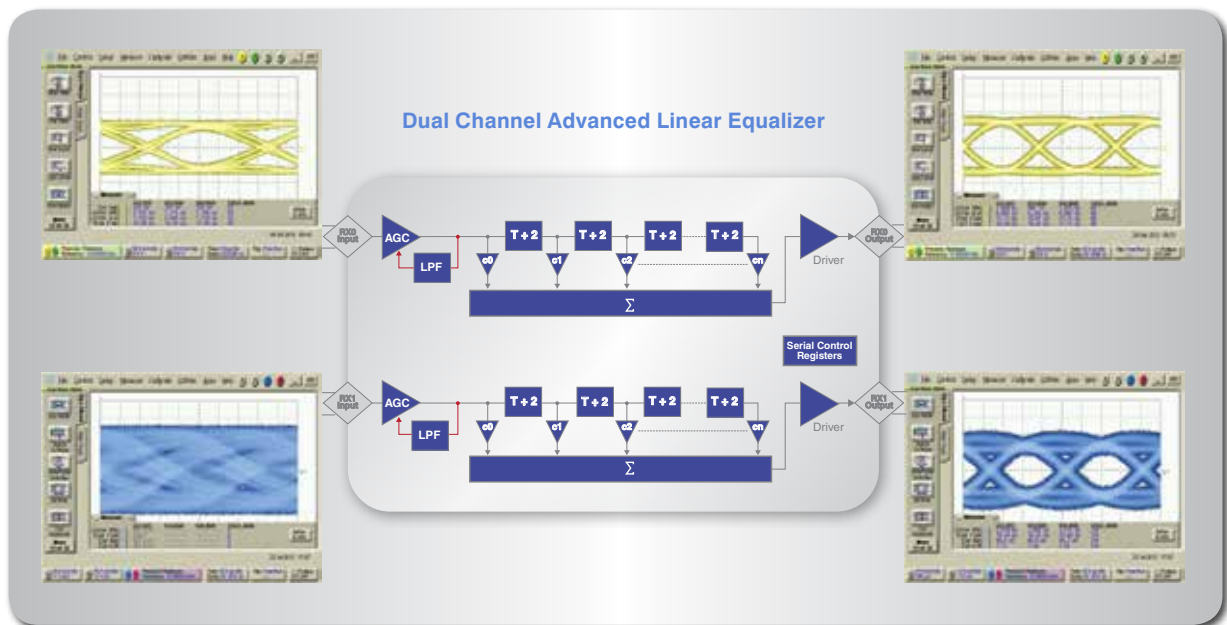


SIGNAL CONDITIONER



HMC6545LP5E Applications:

- 100 GbE line card and backplane
- 16G / 32G fiber channel
- 14G / 28G EDR infiniband
- 10G / 100G stress eye generation
- Broadband test & measurement
- Active copper & optical cables
- 6G / 12G SAS / SATA



Part Number	Data Rate Max. (Gbps)	Function	Number of Taps	Input Sensitivity (mVp-p)	Tap Delay	Total Harmonic Distortion (%)	Package
HMC6545LP5E	32	Advanced Linear Equalizer	9	40	18	5	LP5

Linear Programmable Equalizer for Backplane & Line Card Applications

SIGNAL CONDITIONER

The **HMC6545LP5E** is a low-power, high-performance, fully programmable dual channel asynchronous advanced linear equalizer that operates with data rates up to 32 Gbps. It is protocol and data rate agnostic.


The device can operate on the transmit path to pre-distort transmitted signal in order to invert channel distortion, or on the receiver path to equalize the distorted and attenuated received signal.

HMC6545LP5E is effective in dealing with chromatic and polarization mode dispersion and Inter-Symbol Interference (ISI) caused by wide variety of transmission media, backplane and/or fiber, and channel lengths.





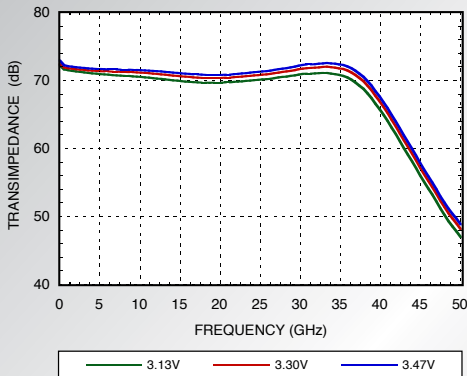
TRANSIMPEDANCE AMPLIFIER



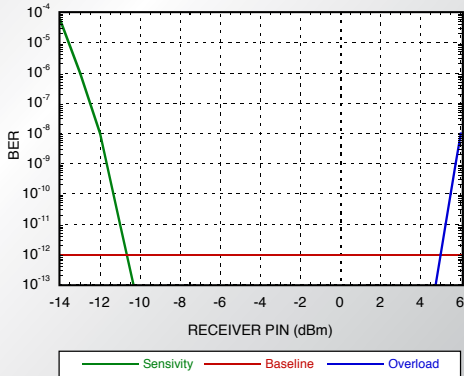
HMC7590 Features:

- Supports data rates up to 43 Gbps
- Internal DCA feedback with external adjustment option
- 4 kΩ differential transimpedance gain
- Low-power dissipation <300 mW
- -10.5 dBm optical input sensitivity
- +5 dBm optical overload

Transimpedance Characteristics (z21)



Optical Sensitivity & Overload @ 43 Gbps



Part Number	Data Rate (Gbps)	Function	Transimpedance (kΩ)	Input Overload (mAp-p)	Small Signal Bandwidth (GHz)	Noise (pA/√Hz)	Package
HMC799LP3E	0.1 - 1	Low-noise Transimpedance Amplifier	10	20	0.7	4.6	LP3
HMC690	10	Transimpedance Amplifier	1.25	3	7.5	11	Chip
HMC7590	43	Transimpedance Amplifier	3.5	4.5	32	20	Chip

Ideal for 40 GbE-FR4, 40 Gbps VSR/SFF Optical Receivers

TRANSIMPEDANCE AMPLIFIER

The **HMC7590** is a high-speed, high-gain, low-power limiting transimpedance amplifier (TIA) used in optical receivers with data rates up to 43 Gbps. It features low input referred noise, 36 GHz bandwidth, 4 k Ω differential small signal transimpedance and output cross point adjustment. The HMC7590 exhibits an optical input dynamic range between -10 dBm and +5 dBm while maintaining 10e-12 BER at 43 Gbps operation.

The device is available in die form, includes an on-chip VCC bypass capacitor. It requires only supply decoupling capacitor as external component.

The HMC7590 requires a single 3.3V \pm 5 % supply and it typically dissipates less than 300 mW. The device is characterized for operation from -5 °C to +85 °C case (IC back side) temperature.



Hittite Microwave Worldwide Sales Offices

Corporate Headquarters

Hittite Microwave Corporation
USA Corporate Headquarters
 Phone: 978-250-3343
 Fax: 978-250-3373
 sales@hittite.com

Hittite Microwave International Ltd.

International Headquarters
 Phone: +353-21-4839000
 Fax: +353-21-4839001
 hmi@hittite.com

Americas

Northeast

Boston, MA
 Phone: 978-270-3167
 usa-east-north@hittite.com

Southeast

Washington, D.C.
 Phone: 312-485-8730
 usa-east-south@hittite.com

Central

Dallas, TX
 Phone: 817-727-7146
 usa-south@hittite.com

Southwest

Los Angeles, CA
 Phone: 626-961-5602
 usa-west@hittite.com

Northwest

San Jose, CA
 Phone: 978-518-1792
 usa-west-north@hittite.com

Europe, Middle East & Africa

United Kingdom, Spain, & Portugal

Hittite Microwave Europe Ltd.
 Phone: +44-7811-267418
 Fax: +353-21-4839001
 europe@hittite.com

Ireland, Greece, & Turkey

Hittite Microwave International Ltd.
 Phone: +353-21-4839000
 Fax: +353-21-4839001
 hmi@hittite.com

Benelux

Hittite Microwave Deutschland GmbH
 Phone: +49-8031-97654
 Fax: +49-8031-98883
 germany@hittite.com

France & Italy

Hittite Microwave Sarl
 Phone: +33-6-0716-8079
 Fax: +353-21-4839001
 france@hittite.com

Denmark, Finland, Norway, & Sweden

Hittite Microwave Nordic AB
 Phone: +46-761-763969
 nordic@hittite.com

Finland Office

Phone: +358 (0) 45-320-2626
 finland@hittite.com

Central & Eastern Europe

Hittite Microwave Deutschland GmbH
 Phone: +49-8031-97654
 Fax: +49-8031-98883
 germany@hittite.com

Asia & Pacific

Australia & New Zealand

Hittite Microwave International, Ltd.
 Phone: +353-21-4839000
 Fax: +353-21-4839001
 hmi@hittite.com

India & Israel

Hittite Microwave India Pvt., Ltd.

Phone: +91-40-44311254
 Fax: +91-40-44311100
 india@hittite.com
 israel@hittite.com

Japan

Hittite GK

Phone: +81-3-5652-5772
 Fax: +81-3-5652-6694
 japan@hittite.com

Korea

Hittite Microwave Asia Co., Ltd.

Phone: +82-2559-0638
 Fax: +82-2559-0639
 korea@hittite.com

China

Hittite Microwave Co., Ltd.

Shanghai Office
 Phone: +86-21-6209-8809
 Fax: +86-21-6209-6730
 china@hittite.com

Shenzhen Office

Phone: +86-755-3322-2116
 Fax: +86-755-3322-2117
 shenzhen@hittite.com

Beijing Office

Phone: +86-10-6485 9219
 Fax: +86-10-6485 0377
 beijing@hittite.com

Xi'an Office

Phone: +86-29-8885-7651
 Fax: +86-29-8450-3797
 china@hittite.com

Sales Representatives

Americas

Northeast

Eastern Canada
Ottawa, Quebec, Maritimes
 Repwave
 +1-613-270-9811

Toronto, Southern Ontario

Repwave
 +1-647-883-7360

New England

Microwave Marketing Specialist
 978-392-0110

Western NY

Zimmerman Sales
 585-381-3186

E. CT, Metro NYC, LI, No. NJ

Comp Tech
 973-832-4545

Southeast

DC, MD, VA, WV
 Vincent Pirro Electronics
 410-961-3663

DE, Metro PA, So. NJ

Omega Electronic Sales, Inc.
 215-244-4000

IN, KY, MI, OH, W. PA

Schilling Associates, Inc.
 765-457-7241

IL, E. WI

TEQ Sales
 847-742-3767

AL, FL, GA, MS, NC, SC, TN

Precision Marketing, Inc.
 954-752-1700

Central

IA
 Essig & Associates
 319-363-8703

AK, KS, LA, W. MO, OK, TX

Quad State Sales & Marketing
 972-669-8567

MN, ND, SD, W. WI

Matrix Design Technology
 952-400-1070

CO, ID, MT, UT, WY

Innovation Sales
 303-652-3030

Southwest

Argentina, Brazil
 Vermont Rep. Com., Ltd.
 +55-11-3726-6655

Mexico

Quad State Sales & Marketing
 972-669-8567

AZ, NM

Saguaro Technical Sales, Inc.
 480-947-3724

So. CA

Acetec
 858-784-0900

Hi, So. NV

Hittite Southwest
 626-961-5602

Northwest

Western Canada

BC, AB, SK, MB:

Repwave
 +1-604-929-8541

No. CA, NV

Custom & Wireless Sales
 408-371-0222

OR, WA

Sea-Port Technical Sales
 425-702-8300

Europe, Mid-East & Africa

Germany, Austria, Poland, Switzerland

MEV Elektronik Service GmbH
 +49-5424-2340-28

Czech Republic, Estonia, Hungary, Latvia, Lithuania, Slovakia

Hittite Microwave Deutschland GmbH
 +49-8031-97654

Estonia, Latvia, Lithuania

Hittite Microwave Nordic AB
 +46-761-763969

Belgium, Luxembourg

Nijkerk Electronics N.V.
 +32-3-544-70-66

Bosnia Herzegovina, Bulgaria, Croatia, Macedonia, Romania, Serbia, Montenegro, Slovenia

IC Elektronika
 +386(0)-1-568-01-18

Denmark

Acte A/S
 +45-46-900-400

Netherlands

Nijkerk Electronics B.V.
 +31-20-504-14-24

Sweden

RF Partner AB
 +46(0)-31-47-51-00

Finland

Signal Solution OY
 +358-400-460-646

France

L-TEQ Microwave
 +33-1-3007-7780

Greece

Hittite Microwave International, Ltd.

+353 21 4839000

United Kingdom, Ireland

Firefly Technology, Ltd.
 +44-1256-884980

Israel

Starlight Technologies, Inc.
 +972-3-9410555

Italy

Special-Ind SPA
 +39-02-6074741

Norway

Bredengen AS
 +47-2100-9100

Russia

Radiant-Elcom, Ltd.
 +7-495-725-0404

Spain, Portugal

Altaix Electronica S.A.L.
 +34-91-636-39-39

South Africa

RF Design CC
 +27-21-555-8400

Turkey

EMPA Electronics
 +90-212-465-71-99

Asia & South Pacific

Australia, New Zealand

Braemac (SA) Pty., Ltd.
 +61-(0)2-9550-6600

China, Hong Kong

Alignment Co., Ltd.
 +86-755-8253-7068

Gateway Tech Co., Ltd.

+0755-8608-1010

Wai Tat Electronics, Ltd.

+852-2799-7393

India

Syatron Technologies
 +91-802-5591107/5591031

Indonesia, Malaysia, Philippines, Singapore, Thailand:

MEDs Technologies, Pte., Ltd.
 +65-6453-8313

Japan

Daito Electron Co., Ltd.
 +81-3-3237-1471

Hakuto Co., Ltd.

+81-3-3355-7652

Mitsui Electronics

+81-3-6403-5804

Korea

EZ Hightech
 +82-31-382-6500

Infocube (FO & HSL)

+82-10-2483-5611

JS Comtech

+82-2-574-6100

Makus

+82-2-3490-9526

Taiwan R.O.C.

Gateway Tech. Co., Ltd.
 +886-2-8751-4918

Instrumentation Sales Representatives

North America

AZ, CO, ID, MO, NM, UT & WY
 Technologies West RMS
 602-312-3789

Europe

Belgium, Luxembourg, Netherlands

AR Benelux B.V.
 +31-172-423-000

Greece

Vector Technologies, Ltd.
 +30-210-68-58-008

Italy

Giakova srl
 +39-023-3512100

Spain

AFC Ingenieros, S.A.
 +34-91-365-44-05

Turkey

Spark Olcum Teknolojileri, Ltd. Sti
 +90-312-466-8212

United Kingdom

MCS Test Equipment, Ltd.
 +8453-62-63-65

Asia

China

WAT-COM Technologies
 +86-755-86233486

Taiwan R.O.C.

T&E Communication
 +886-2-82211259

Japan

Farad
 +81-3-5261-3091

India

Convergent Technologies
 +080-323670050-60

Hittite
MICROWAVE PRODUCTS
FROM ANALOG DEVICES

2 Elizabeth Drive
 Chelmsford, MA 01824
 978-250-3343 tel • 978-250-3373 fax
 www.hittite.com • fo@hittite.com